

## Searching the Highmark Network

### Why Should I Learn How to Use Highmark's Network?

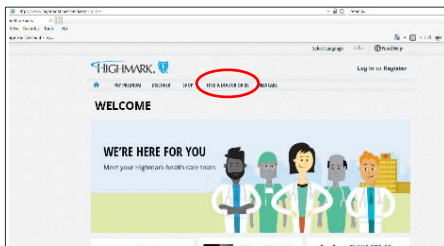
Within the next few weeks, you are going to have to select an insurance network – **Highmark** or UPMC. This open enrollment period is extremely important because you will be locked in with your chosen insurance network for a year. In order to have an understanding of the providers available to you through each network, we suggest that you explore the websites of both carriers.

Learning how to navigate Highmark's website before the open enrollment period can help save you time, avoid out-of-network costs, help provide more knowledge regarding its network, and play a factor in determining if Highmark is the right network for you. *Additional information may be found in the past Consent Decree newsletters that have been provided to you as well.*

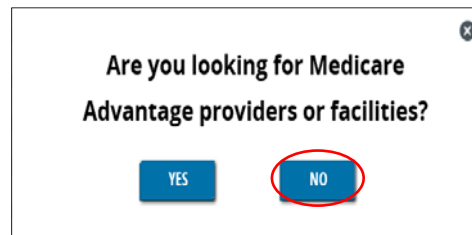
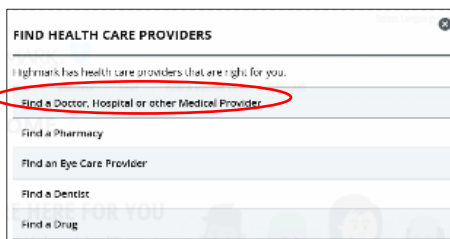
### How to Search for In-Network Highmark Providers:

The steps listed below will help you navigate through the Highmark website to search for providers, hospitals, and pharmacies.

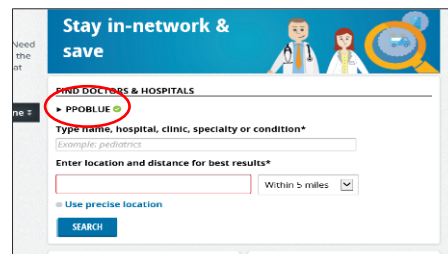
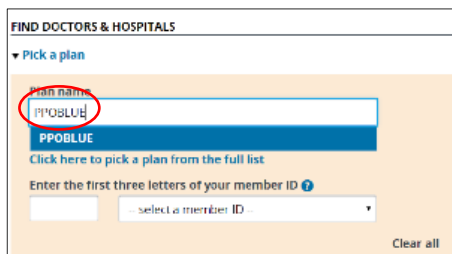
1. To begin your search, go to: <https://www.highmarkblueshield.com/home/> and select "Find a Doctor or RX."



2. Pick the option for the type of care you are searching for.  
✓ For this example, we selected "Find a Doctor, Hospital, or Other Medical Provider."



3. Enter your medical plan name and the first three (3) letters of your Member ID (if you are currently covered under Highmark).  
✓ As an example, we used the **PPOBLUE** Plan.



- Enter the type of care you are looking for or a specific provider or facility name.
  - ✓ This example uses *Internal Medicine*.

- Enter the location you wish to receive care in and within how many miles you are willing to travel. Then push Search.
  - ✓ In this example, we selected *Pittsburgh & Within 20 Miles*.

- Review the suggested doctors and select the one who best suits your needs.
  - ✓ You can choose to narrow the search to "Show only AHN Providers" or show all providers.
  - ✓ Check to see if your selected doctor has the *In-Network* approval stamp. If the approval stamp shows "Check If In-Network," you can call Highmark at 1-888-258-3428 for additional information.

**HealthAdvocate** is another resource available to you and your family members to help in your search for in-network hospitals and providers. They can also help you transition to new providers if needed, including having your medical records transferred.

**HealthAdvocate: 1-866-695-8622**